

M O ↓ E L

**RIDER PRISMA TOUR 2014**



## **TECHNICAL RIDER 2014**

The technical rider and all specifications described are absolutely necessary to present the best possible show by **MOTEL**; and is part of the contract.

For time-saving and to be completely clear, please do not try to make any changes on this document and return it as a "contrarider"; please take notes of any inconvenience or technical difficulty according to your situation and contact us to clarify them.

Please make sure that this rider gets to the hands of all audio, lights and security representatives for the check-up of all technical specifications with **MOTEL's** production manager. If you have any difficulties to cover this rider's needs, please contact us.

The constant presence of a production representative on the part of the **PROMOTOR** will be vitally important at the venue, since production manager's arrival until every element related to the show's departure.

## **CONTACT**

This technical rider has to be examined beforehand and the **PROMOTOR** has to contact **MOTEL's** production manager at least three weeks before fully checking the "contrarider", and at least 4 weeks before the day of the show.


For any doubts on any technical needs & logistics matter (Stage, Audio, Lights, Backline, Security) please ask **production manager JORGE JUAREZ MEZA**. For any doubts on press, phoners, press conference and catering matters, please contact our office.

### **PRODUCTION MANAGER**

Jorge Alberto Juarez Meza (TURBO)

elunicoturbo@gmail.com

**MOBILE 55.29.19.55.78**



## **FOH SISTEM**

The sound system required for the artist's performance has to fulfill the minimal technical requirements that are detailed in this document. It is important that all equipment given is in excellent physical and operational state. Likewise, the equipment has to be completely installed and operating at least two hours before sound check and should have at all times the presence of at least three sound technician, one at FOH, one at monitors and one at stage.


Audio console's position should be at all times properly lit and have a wide free space on its surroundings, totally free of public and no authorized by production personnel.

The FOH system should consist on a professional high quality sound system, stereo, configured in punctual arrangements or lineal arrangements, capable of producing continuous sound pressure of 115 dB SPL (C weighting) with a full range frequency response (20 Hz to 20 kHz). The system should count with the sufficient coverage to cover evenly total public area of sound pressure and frequency response and should be free of any distortion or compression. It should be of three, four or five ways, depending manufacturer and model. Recommended brands are ***Meyer Sound MILO, L-Acoustics, Martin Audio***. Every component should be original and of the same brand, systems without these requirements won't be accepted.

All the system should count with the necessary and recommended processing, EQ and amplification by their respective manufacturers for its optimal performance.

In case that equipment doesn't fulfill the previously mentioned specifications it won't be able to be used and will be reason of cancellation of said event

**Note: The main system should be connected in stereo**



## **FOH CONSOLE (For MOTEL's exclusive use)**

Digidesign Venue Profile or SC 48

**Note: MOTEL's engineer will determine mix volume's control just like total MOTEL's show console's control  
There will not be any sound pressure SPL's restriction**

## **MISCELLANEOUS**

**01** Intercom System with stage, FOH and monitoring console stations.

## **FOH PLATFORMS**

Console's position should be placed at the center of the venue and 1/3 or 2/3 of the venue's maximum length in relation with stage. We suggest equipment brands and models, and only equivalent models will be accepted as substitutes if they keep the minimal requirements stipulated with a previous written authorization from the artist's production.

FOH platforms need to be completely UNDER ROOF, surrounded by a security barrier along with a security guard and needs to have the next dimensions.

### **Audio**

Front 4.88 m. (16 ft. 1/8 in.) X 3.66 m. (12 ft. 3/32 in.) @ 30 cm. (1 ft.)

### **Lights**

Back 4.88 m. (16 ft. 1/8 in.) X 3.66 m. (12 ft. 3/32 in.) @ 60cm. (2 ft.)



## **MONITORING SYSTEM**

### **MONITORING CONSOLE (For MOTEL's exclusive use)**

#### **A digital, 48 tracks console is required**

Digidesing Venue, Profile 48 x 24, Yamaha CL5 , M7CL

It is required a Monitoring system with 16 stereo mixes for In Ear monitoring plus 2 mono mixes for FX.

### **Side Fill**

**2 Speakers Meyer Sound MSL-4 /1 sub Meyer sound 650-p**

**This is by side**

**4 Floor monitors Meyer MJF212**

**NOTE: WE DO NOT ACCEPT YAMAHA M3000, M2500 OR ANOTHER TYPE OF ANALOG CONSOLES**

### **IN EAR MONITORING**

We require 8 In-ear Shure PSM 1000 or PSM 900 monitoring systems WITH ANTENNA DISTRIBUTOR AND HELICOIL ANTENNA

### **AC GENERATORS**

**We require two silent AC generators @110 Volts three phased with neutral and physical ground, according the neccesities of the property**

**1- Audio, Stage 150KVA**

**2- Lights, Video 175KVA**

# M O ↓ E L

Mix	Inst.	Monitor type	Send type
01	DRUM L	Line XLR PSM 600 wire	PRE – Fader
02	DRUM R	Line XLR PSM 600 wire	PRE– Fader
03	BASS L	In-Ear Stereo PSM 1000	PRE – Fader
04	BASS R		PRE – Fader
05	PIANO L	In-Ear Stereo PSM 1000	PRE – Fader
06	PIANO R		PRE – Fader
07	BILLY L	In-Ear Stereo PSM 1000	PRE – Fader
08	BILLY R		PRE – Fader
09	RODRIGO L	In-Ear Stereo PSM 1000	PRE – Fader
10	RODRIGO R		PRE – Fader
11	WEDGE MONITOR BASS	01 Wedge Monitor MJF 212 Meyer Sound	PRE – Fader
12	WEDGE MONITOR BILLY	01 Wedge Monitor MJF 212 Meyer Sound	PRE – Fader
13	DRUM FILL	01 Subwoofer 650P Meyer Sound	PRE - Fader
14			
15	CUE L	In-Ear Stereo PSM 1000	PRE– Fader
16	CUE R		
17	SPARE L	In-Ear Stereo PSM 1000	PRE – Fader
18	SPARE R		PRE – Fader
19	SIDE FILL L	2 MSL-4 + 2 650P Meyer Sound	POST – Fader
20	SIDE FILL R	2 MSL-4 + 2 650P Meyer Sound	POST - Fader

**EACH MIX POSITIONS ARE DETAILED ON STAGE PLOT**

**All necessary miking is referred on the input list and you must have all the stands and clamps necessary for assemble.**

# INPUT LIST

CH	INSTRUMENT	MIC	POSITION
1	<b>KK IN</b>	<b>Shure beta 91</b>	<b>Drum's set</b>
2	<b>KK OUT</b>	<b>Shure beta 52</b>	<b>Drum's set</b>
3	<b>SN 1 TOP</b>	Shure beta 56	<b>Drum's set</b>
4	<b>SN 1 BOTTOM</b>	Shure beta 56	<b>Drum's set</b>
5	<b>SN 2</b>	Shure beta 56	<b>Drum's set</b>
6	<b>HH</b>	<b>Shure KSM 137</b>	<b>Drum's set</b>
7	<b>TOM 1</b>	Shure beta 56	<b>Drum's set</b>
8	<b>TOM 2</b>	Shure beta 56	<b>Drum's set</b>
9	<b>TOM 3</b>	Shure beta 56	<b>Drum's set</b>
10	<b>TOM 4</b>	Shure beta 56	<b>Drum's set</b>
11	<b>O.H. stage R</b>	Shure KSM 137	<b>Drum's set</b>
12	<b>O.H stage L</b>	Shure KSM 137	<b>Drum's set</b>
13	<b>O.H. RIDE</b>	Shure KSM 137	<b>Drum's set</b>
14	<b>OCTA PAD K</b>	ACTIVE D.I.	<b>stage Center</b>
15	<b>OCTA PAD SN</b>	<b>ACTIVE D.I.</b>	<b>stage Center</b>
16	<b>BASS</b>	ACTIVE D.I.	<b>stage Left</b>
17	<b>GTR LINO</b>	Shure KSM 132	<b>stage rear Right</b>
18	<b>GTR RODRIGO</b>	<b>Shure KSM 132</b>	<b>stage rear Right</b>
19	<b>GTR BILLY L</b>	<b>Shure KSM 132</b>	<b>stage rear Right</b>
20	<b>GTR BILLY R</b>	<b>Shure KSM 132</b>	<b>stage rear Right</b>
21	<b>PIANO</b>	<b>ACTIVE D.I.</b>	<b>stage rear Right</b>
22	<b>VIRUS</b>	<b>ACTIVE D.I.</b>	<b>stage Center</b>
23	<b>KEY Mix L</b>	<b>ACTIVE D.I.</b>	<b>stage rear Right</b>
24	<b>KEY Mix R</b>	<b>ACTIVE D.I.</b>	<b>stage rear Right</b>
25	<b>VOX BILLY</b>	<b>Shure 58</b>	<b>stage Right</b>
26	<b>VOX RODRIGO</b>	<b>EM2000 Sennheiser</b>	<b>stage Center</b>
27	<b>VOX SPARE</b>	EM2000 Sennheiser	<b>stage Center</b>
28	<b>VOX LINO</b>	<b>Shure 58 Wireless</b>	<b>stage rear Right</b>
29	<b>SEQ 1 CLICK</b>	XLR	<b>stage rear Right</b>
30	<b>SEQ 2 BASS</b>	XLR	<b>stage rear Right</b>
31	<b>SEQ 3 GTRS</b>	XLR	<b>stage rear Right</b>
32	<b>SEQ 4 CHORUS</b>	XLR	<b>stage rear Right</b>
33	<b>SEQ 5 KEYS L</b>	XLR	<b>stage rear Right</b>
34	<b>SEQ 6 KEYS R</b>	XLR	<b>stage rear Right</b>
35	<b>SEQ 7 LOOPS L</b>	XLR	<b>stage rear Right</b>
36	<b>SEQ 8 LOOPS R</b>	XLR	<b>stage rear Right</b>
37	<b>AMBIENCE L</b>	Shure SM 81	<b>stage Right</b>
38	<b>AMBIENCE R</b>	Shure SM 81	<b>stage Left</b>
39	<b>TALBACK FOH</b>	Shure 58	<b>FOH</b>
40	<b>TALBACK MON</b>	Shure 58	<b>Monitor Desk</b>

# M O ↓ E L

## STAGE

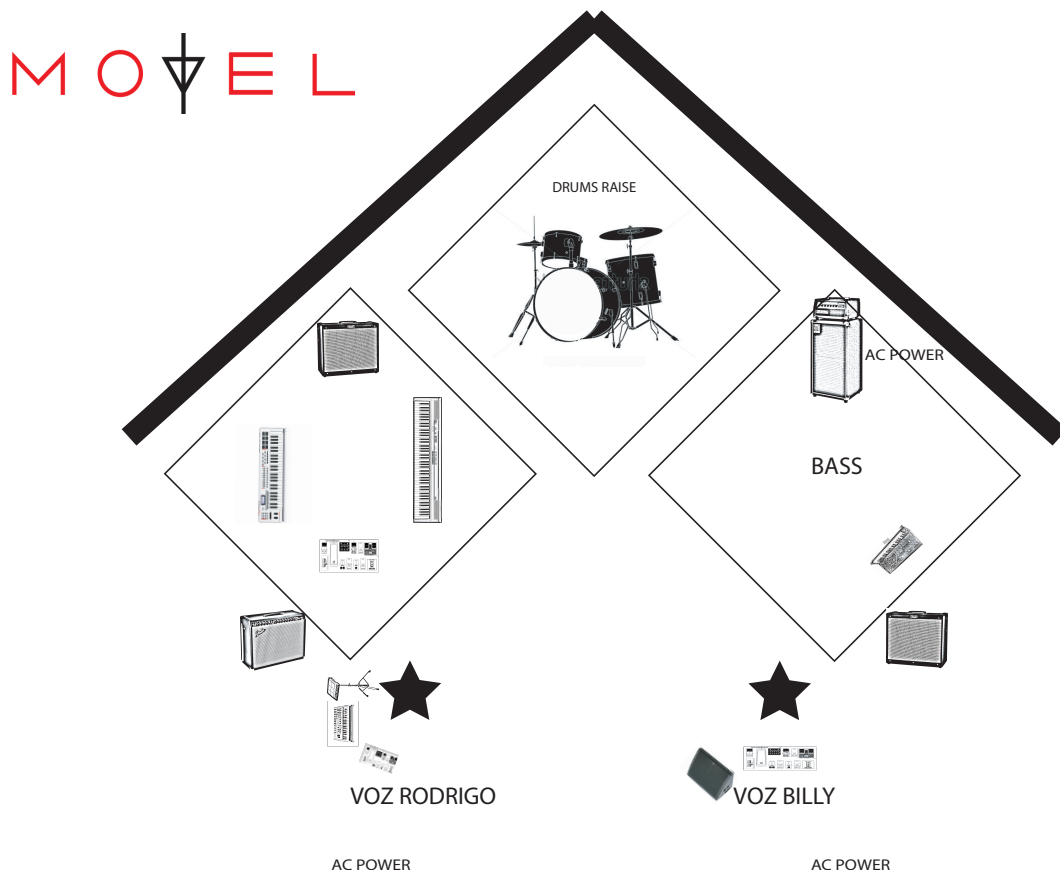
A totally **ROOFED** stage is required, including monitor zones and work spaces **with the next length specifications as a minimum:**

**12 meters wide (39 ft. 47/16 in.) x 10 meters deep (32 ft. 9 45/64 in.)**  
**@ 1.5 – 1.8 meters height (4 ft. 11 1/16 in. – 5 ft. 10 55/64 in.)**  
(without monitor zones and work spaces)


With two access ladders in the back

THE SECURITY BARRIER WILL BE PLACED IN FRONT OF THE STAGE AT A DISTANCE NO LEES THAN 1.50 M. (4 ft. 11 1/16 in.) AND WILL COVER ALL THE FRONTAL PART OF THE STAGE ALONG THE TOTAL WIDTH OF THE PLACE WHERE THE STAGE IS ASSEMBLED.

## STAGE PLOT







## **LIGHTS**

### **Controls:**

01 Avolites Pearl Tigger touch version 7.2 (THIS TRAVELS WITH THE BAND)

### **Conventional lights:**

02 Bars with 6 Par 64 1000w MFL  
07 Leekos ETC 26\* C/ Iris Lee 201  
04 TomCat Molefays 8 Lites C/U  
03 TomCaT Molefays 4 lites C/U  
02 Followers Lycian 1200HMI (TIRO LARGO)  
30 Ch. de Dimer de 2.4 Kw.

### **Mobile lights:**

14 VL 3000 SPOT  
14 VL 3500 WASH  
14 Clay Paky Sharpy Beam  
14 Martin Mac 101  
09 Martin Atomic 3000

### **Structures**

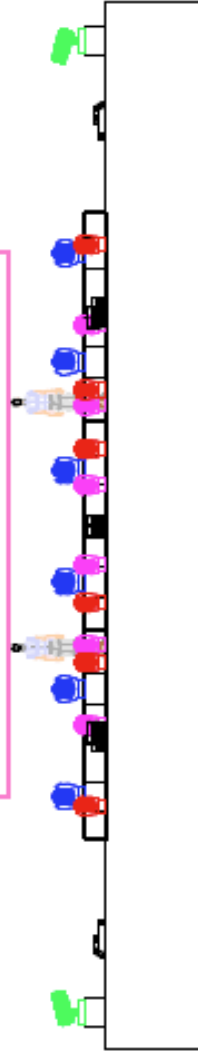

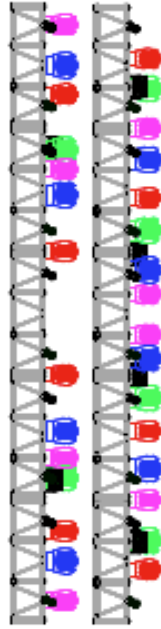
15 TomCat Truss Preriguier  
06 CM Polipasto 1Tda ó 06 Genies ST-25

### **Miscellaneous:**

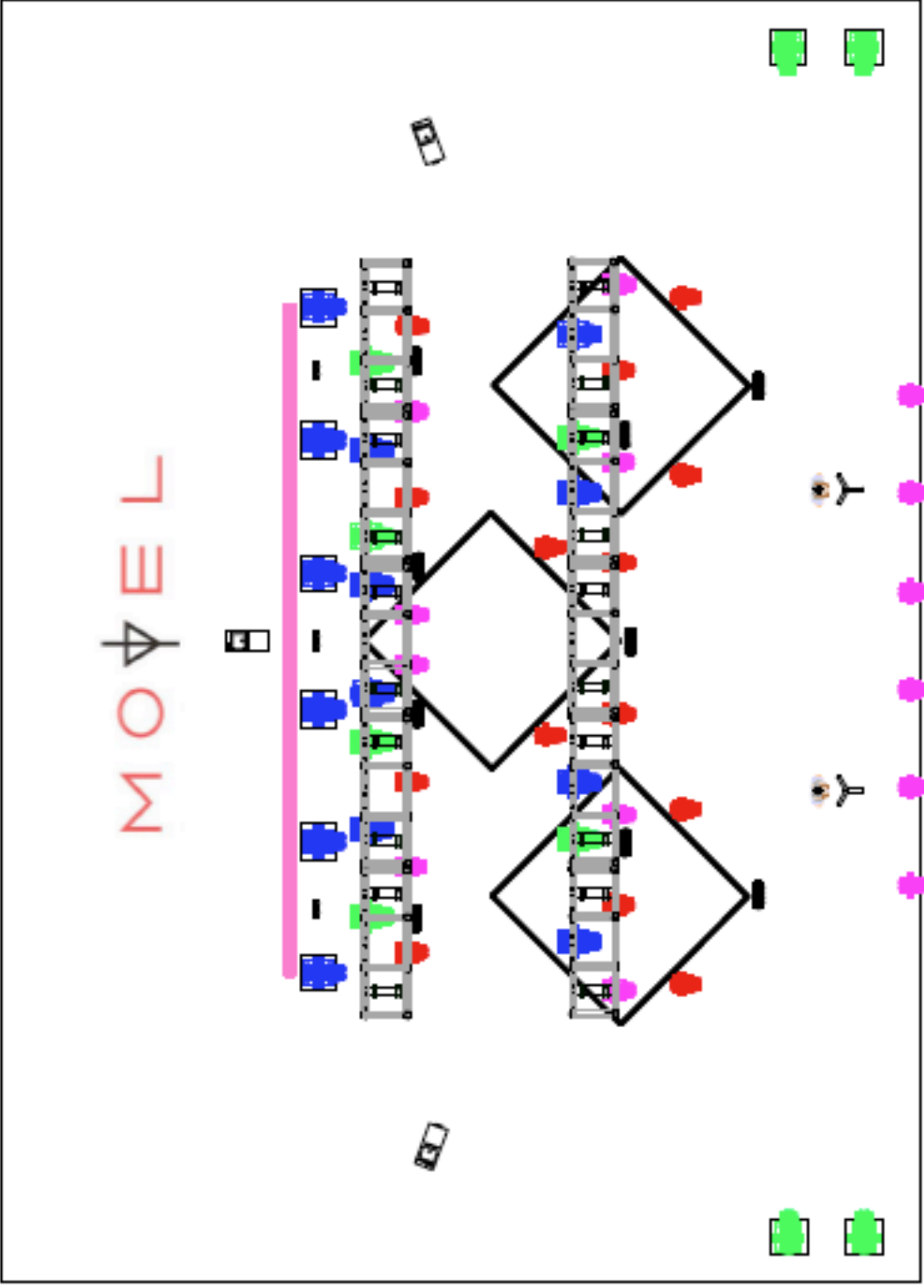
01 Clear Com Power Suply Station W/ 3 Head bands y 3 Belt Pack  
03 HIgh End F 100 Smoke Machine W/ Vent.

**NOTE: NO CHINESE MOBILE LAMPS!  
THE LIGHTS CHART WILL BE ATTACHED**

# MODEL



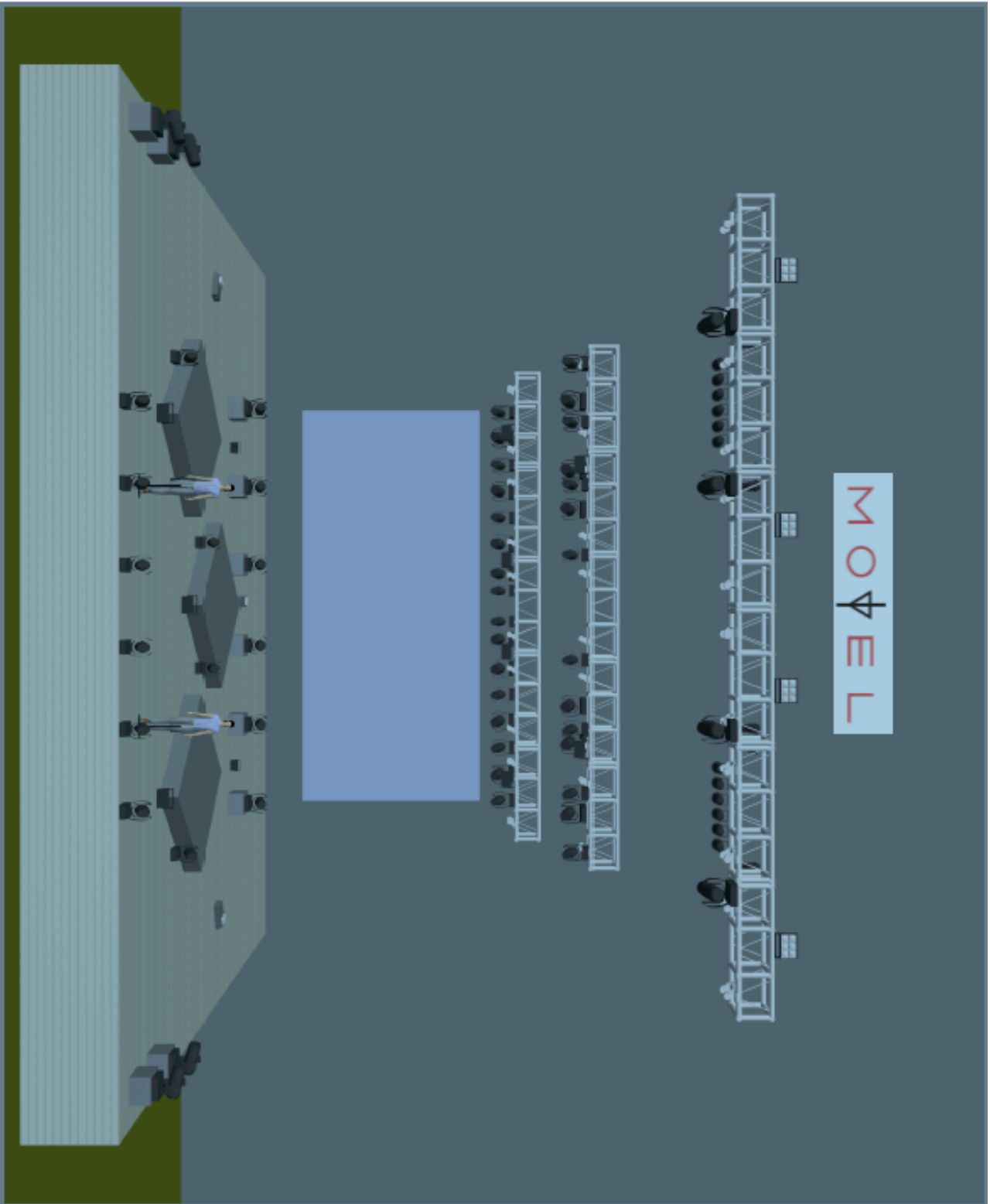
# MODEL



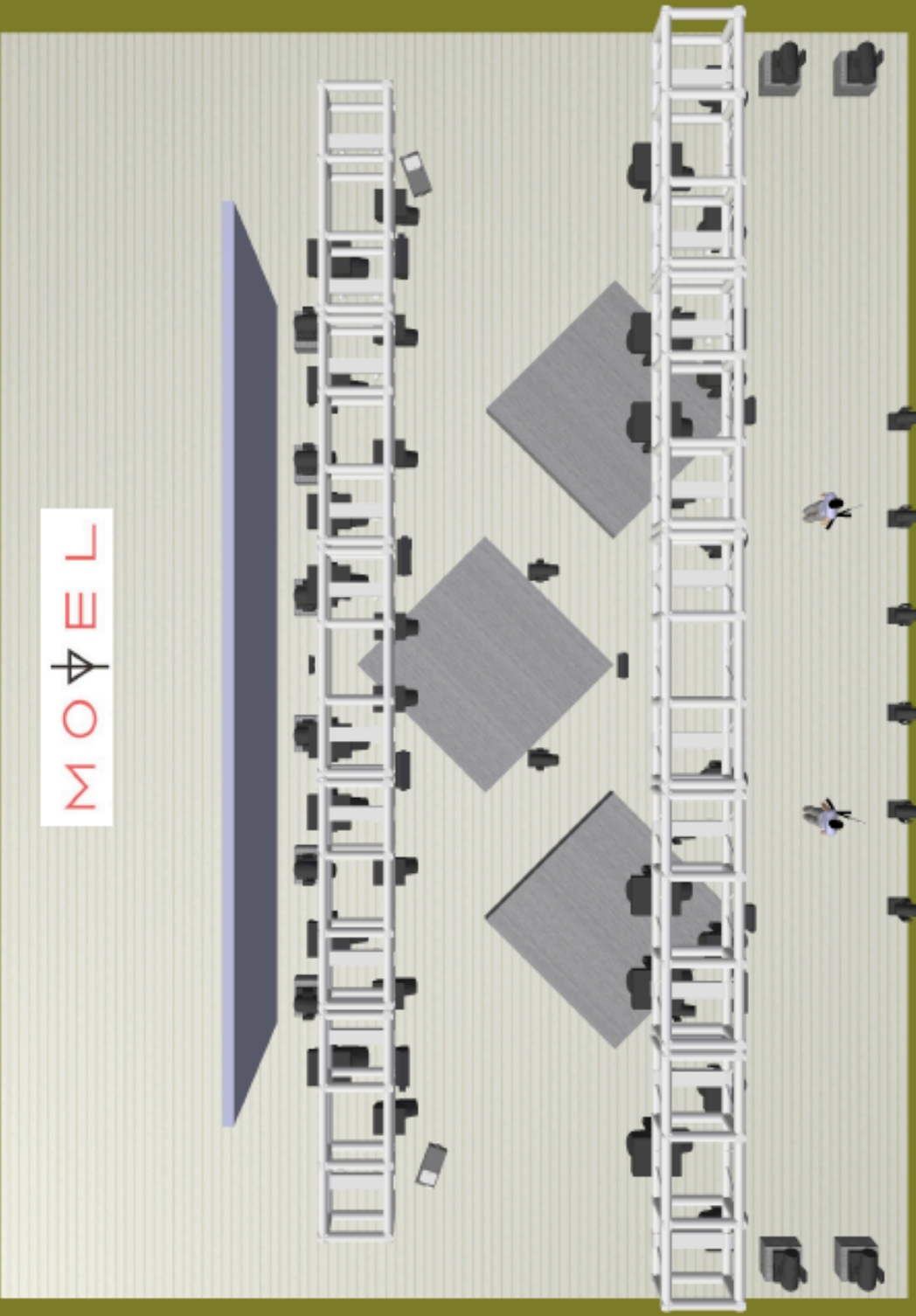
## Key Iluminación


Production: MOTEL Prisma Tour	Design: Tony P.T.
Tipo de Show: Masivo	Drawing: Tony P.T.
Version: 1.2	Scale: 1/100

 VL 3000 Spot 28 Ch	 VL 3500 Wash 19 Ch	 Martin Atomic 3000 Modo 4
 CP Sharpy Beam 16 Ch	 Martin Mac 101 12 Ch	 ETC Leko 26°
 Molefay 8 Lites	 Molefay 4 Lites	 Barra Par 64
Universe "A" VL 3000 Spot		
Universe "B" Sharpy Beam & Atomic 3000		
Universe "C" VL 3500 Wash & Martin Mac 101		
Universe "D" Generic Dimers		



# MOΦEΛ






## **VIDEO**

01 LEDS SCREEN 9 m. wide (29 ft. 6 21/64 in.) X 4 m. tall (13 ft. 1 31/64 in.)  
IT WILL BE MOUNTED AT THE BRIDGE OF BACK

NECESSARY CABLES AND MOUNTING HARDWARE

THE SCREEN'S PLACEMENT WILL BE DEFINED AT THE MOUNTING PLACE

THIS SCREEN TRAVELS WITH THE BAND, GIVEN THE CASE THAT THE PROVIDER WON'T BE ABLE TO PROVIDE IT **(IT WILL HAVE AN EXTRA COST THAT WILL BE NEEDED TO BE COVERED WITH PRODUCTION)**  
Screen cost of \$15,000.00 MXN



## **BACKLINE**

### **DRUMS**

BRANDS SUGGESTED IN PRIORITY ORDER

GRESTCH, LUDWING OR YAMAHA OAK, MAPPLE OR CLUB CUSTOM  
(NO STAGE CUSTOM)

KICK 22"

SNARE 14"

RACK TOM 12"

RACK TOM 14"

FLOOR TOM 16"

2 SNARE STANDS

1 YAMAHA HI-HAT STAND

5 BOOM CYMBAL STANDS

1 YAMAHA KICK PEDAL

1 DRUM THRONE

1 2.44 M. X 2.44 M. CARPET

### **BASS**

1 AMPEG SVT CLASIC PRO AMP

1 AMPEG 8 X 10 SPEAKER

### **GUITAR:**

2 FENDER HOT ROD DEVILLE 2 X 12 AMPS

1 FENDER SUPER REVER 65 1 X 15 AMP

**NOT ANY OTHER TYPE OR BRAND OF AMP**

### **KEYS**

1 YAMAHA 88 KEYS PIANO


1 VIRUS

4 SIMPLE X KEYS STANDS

5 SIMPLE GTR STANDS

**NOTE: THE BAND TRAVELS WITH THE BACKLINE AND LED SCREEN  
EQUIPMENT TRANSPORT IS REQUIRED (MOVING FROM MEXICO  
CITY, MEX) MOVING COST WILL BE PROVIDED DEPENDING OF THE  
DESTINATION**





## **DRESSING ROOM & CATERING:**

1 DRESSING ROOM, PERFECTLY CLEAN, VENTED WITH RESTROOM INSIDE, FULLY CONDITIONED, WHICH CAN ONLY BE ACCESSED BY AUTHORIZED PERSONNEL (BY PRODUCTION).


### **DRESSING ROOM:**

- 2 ARMCHAIRS.
- 4 CHAIRS.
- 1 TABLE WITH WHITE TABLECLOTH
- 1 TRASH CAN.
- 1 FULL BODY MIRROR.
- 1 BOX WITH 24 WATER BOTTLES OF 250ML. AT ROOM TEMPERATURE.
- 12 SODA CANS (COKE, FRESCA, APPLE FLAVOR)
- 20 B:OOST (ENERGY DRINK)
- 12 VICTORIA BEERS
- 2 CLAMATO BOTTLES FOR MIXING (LEMONS, MAGGIE SAUCE, TABASCO, SALT)
- 2 JOHNNY WALKER'S RED LABEL BOTTLES
- 1 "ALACRAN" TEQUILA BOTTLE
- A TRAY WITH FRUIT
- A TRAY WITH SALTY SNACKS
- A COLD MEAT TRAY
- SUSHI FOR 4 PEOPLE
- AN ICE BUCKET.
- ICE.
- CUPS.
- NAPKINS.
- 6 NEW MEDIUM TOWELS

### **MOUNTING AND STAGE**

10 WATER BOTTLES, 10 COLD SODAS AND 10 REDBULLS  
02 BIG PIZZAS

**NOTE:** EVERYTHING ABOVE HAS TO BE READY AT PRODUCTION TEAM'S ARRIVAL TO THE VENUE FOR MOUNTING AND SOUNDCHECK. AND IF NECESSARY THE MISSING CATERING SHALL BE REPLACED FOR THE SHOW.



## Lodging

5 Star Hotel with WIFI service, room service and not Hotel 5 estrellas con servicio de Internet WI FI, servicio a cuartos and not more than 15 minutes to the forum

**05 Singles**

**07 Doubles**

**If we travel with the equipment from MEXICO, 2 EXTRA Double rooms will be required for lights and audio technicians**

**\*THE ROMING LIST WILL BE ATTACHED WHEN THE DATE IS CONFIRMED**

## Air Transportation

16 round flight tickets in tourist class (Mexico – Country – Mexico)

\*Note: **Aeromexico** flights only. Another airline will need production authorization.

**THE FLYING LIST WILL BE ATTACHED WHEN DATE IS CONFIRMED.**

**In case that we travel with the equipment from MEXICO, 5 EXTRA flight tickets will be required for lights and audio technicians**

## Local Transportation

**02** Recent models Van Express of 15 PAX with air conditioning, **which should be at production's complete disposal at all times and while the artist and production are in town.**

Van #1 Artist

Van #2 Staff

**\*Note: These vans will only be occupied by the driver, it is strictly prohibited the use by people not in the production crew**


### Road transportation

(This option should be consulted for authorization and route planning of all Staff and **MOTEL** with Production Manager)

**In this case, an extra Double room will be needed for drivers**

**\*Note: In case of traveling on bus, an extra 15 passenger van without seats will be required for equipment transfer.**

In case of the journey to be 4 hours or more, the whole band will need to air travel.



## **SECURITY**

Security personnel is required since **MOTEL** and staff's arrival to the city as well within the Hotel, Dressing rooms and stage areas so that people outside production and the hiring company are not allowed.

The stage and dressing room areas will need to be completely restricted with security personnel and a professional security barrier in the whole perimeter.

Security personnel will be needed for stage and dressing rooms protection during Staff and **MOTEL**'s stay and presentation.

**\*Note: Please make an appointment for security manager at the hotel at *check in* to plan all the logistics.**